

UNITED STATES
SECURITIES AND EXCHANGE COMMISSION

Washington, D.C. 20549

FORM 8-K

CURRENT REPORT
Pursuant to Section 13 or 15(d)
of the Securities Exchange Act of 1934

Date of Report (Date of earliest event reported): May 13, 2024

BARINTHUS BIOTHERAPEUTICS PLC

(Exact name of registrant as specified in its charter)

England and Wales
(State or other jurisdiction
of incorporation)

001-40367
(Commission
File Number)

Not Applicable
(I.R.S. Employer
Identification No.)

Barinthus Biotherapeutics plc
Unit 6-10, Zeus Building Rutherford Avenue,
Harwell, Didcot, OX11 0DF
United Kingdom
(Address of principal executive offices, including zip code)

+44 (0) 1865 818 808
(Registrant's telephone number, including area code)

Not Applicable
(Former name or former address, if changed since last report)

Check the appropriate box below if the Form 8-K filing is intended to simultaneously satisfy the filing obligation of the registrant under any of the following provisions:

- Written communications pursuant to Rule 425 under the Securities Act (17 CFR 230.425)
- Soliciting material pursuant to Rule 14a-12 under the Exchange Act (17 CFR 240.14a-12)
- Pre-commencement communications pursuant to Rule 14d-2(b) under the Exchange Act (17 CFR 240.14d-2(b))
- Pre-commencement communications pursuant to Rule 13e-4(c) under the Exchange Act (17 CFR 240.13e-4(c))

Securities registered pursuant to Section 12(b) of the Act:

<u>Title of each class</u>	<u>Trade Symbol(s)</u>	<u>Name of each exchange on which registered</u>
American Depositary Shares Ordinary shares, nominal value £0.000025 per share*	BRNS	The Nasdaq Global Market

Indicate by check mark whether the registrant is an emerging growth company as defined in Rule 405 of the Securities Act of 1933 (§ 230.405 of this chapter) or Rule 12b-2 of the Securities Exchange Act of 1934 (§ 240.12b-2 of this chapter).

Emerging growth company

If an emerging growth company, indicate by check mark if the registrant has elected not to use the extended transition period for complying with any new or revised financial accounting standards provided pursuant to Section 13(a) of the Exchange Act.

* American Depositary Shares may be evidenced by American Depositary Receipts. Each American Depositary Share represents one (1) ordinary share. Not for trading, but only in connection with the listing of the American Depositary Shares on The Nasdaq Global Market. The American Depositary Shares represent the right to receive ordinary shares and are being registered under the Securities Act of 1933, as amended, pursuant to a separate Registration Statement on Form F-6. Accordingly, the American Depositary Shares are exempt from the operation of Section 12(a) of the Securities Exchange Act of 1934, as amended, pursuant to Rule 12a-8.

Item 2.02. Results of Operations and Financial Condition.

On May 13, 2024, Barinthus Biotherapeutics plc (the “Company”) announced its financial results for the first quarter of 2024 and provided an overview of the Company’s progress. The full text of the press release issued in connection with the update is furnished as Exhibit 99.1 to this Current Report on Form 8-K.

The information in this Form 8-K (including Exhibit 99.1) shall not be deemed “filed” for purposes of Section 18 of the Securities Exchange Act of 1934, as amended (the “Exchange Act”), or otherwise subject to the liabilities of that section, nor shall it be deemed incorporated by reference in any filing under the Securities Act of 1933, as amended, or the Exchange Act, except as expressly set forth by specific reference in such a filing.

Item 9.01. Financial Statements and Exhibits.

(d) Exhibits

[99.1](#)

[99.2](#)

104

[Press Release dated May 13, 2024](#)

[Investor Presentation dated May 2023](#)

Cover Page Interactive Data File (embedded within the Inline XBRL document).

SIGNATURE

Pursuant to the requirements of the Securities Exchange Act of 1934, the registrant has duly caused this report to be signed on its behalf by the undersigned hereunto duly authorized.

Barinthus Biotherapeutics plc

Date: May 13, 2024

By: /s/ William Enright
William Enright
Chief Executive Officer



Barinthus Bio Reports First Quarter 2024 Financial Results and Update on Corporate Developments

OXFORD, United Kingdom, May 13, 2024 (GLOBE NEWSWIRE) – Barinthus Biotherapeutics plc (NASDAQ: BRNS), a clinical-stage biopharmaceutical company developing novel T cell immunotherapeutic candidates designed to guide the immune system to overcome chronic infectious diseases, autoimmunity, and cancer, announced its financial results for the first quarter of 2024 and provided an overview of the Company's progress.

"So far in 2024 we have continued to make strides across our programs. Notably, we received clearance from the FDA on an IND to progress VTP-1000 in a first in human clinical trial in celiac disease, as well as clearance from the Australian Ethics Committee on this trial. We expect to begin our Phase 1 trial of VTP-1000 in participants with celiac disease in the coming months. Additionally, we reported topline final data from the Phase 1b/2 trial of VTP-200 in participants with persistent high-risk (hr) human papillomavirus (HPV) infections," said Bill Enright, Chief Executive Officer of Barinthus Bio. "Looking ahead to Q2, we will present additional interim data from our VTP-300 hepatitis B trials at the European Association for the Study of the Liver (EASL) Congress in June. This follows the encouraging data presented at The American Association for the Study of Liver Diseases (AASLD) – The Liver Meeting® in November last year.

We will also welcome Dr. Leon Hoofman as our new Chief Medical Officer in June and look forward to him supporting the growth of our robust pipeline and programs."

Recent Corporate Developments

Clinical developments

- VTP-1000 (Celiac Disease): In April 2024, we received clearance from the U.S. FDA on an Investigational New Drug (IND) application, as well as from the Australian regulatory authorities, to progress VTP-1000 in a first in human clinical trial in celiac disease. GLU001 is a randomized, placebo-controlled Phase 1 trial with a controlled gluten challenge to evaluate the safety, tolerability, pharmacokinetics and pharmacodynamics of VTP-1000 in adults with celiac disease. The study is designed in two parts; a single ascending dose part followed by a multiple ascending dose part, each randomized and placebo-controlled with three dose levels. The primary endpoint is assessment of the safety and tolerability of single and multiple dosing, and determination of a dose and schedule for further investigation. The trial also aims to demonstrate proof-of-principle of induction of immune tolerance and early proof-of-concept for VTP-1000, as a potential treatment for celiac disease, based on assessment of pharmacodynamics and preliminary efficacy determined by means of a controlled gluten challenge.
- VTP-200 (HPV): In April 2024, we announced topline final data from the APOLLO trial, (also known as HPV001) a Phase 1b/2 dose-ranging study of VTP-200 in women with low-grade cervical lesions associated with persistent hrHPV infection. The APOLLO study met its primary safety endpoint, demonstrating that VTP-200 was generally well-tolerated and was administered with no treatment-related grade 3 or higher unsolicited adverse events (AEs) and no treatment-related serious AEs. Positive trends in clearance rate for both hrHPV (60%, Group 2) and cervical lesions (67%, Groups 2 and 5), were observed in the groups receiving the highest ChAdOx dose. Pooled data from the five different active dose groups demonstrated no statistically significant improvement in either hrHPV or cervical lesion clearance in comparison to the placebo group.
- VTP-300 (HBV): In April 2024, abstracts on interim data from HBV003 and AB-729-202 were accepted for presentation at the upcoming EASL Congress in Milan, Italy, June 5-8, 2024.

Management Team

- On May 1, 2024, we announced the appointment of Dr. Leon Hoofman as Chief Medical Officer. Dr. Hoofman will join the company on June 3, 2024, and brings significant drug development expertise across a broad array of therapeutic areas including immunology, autoimmunity, hematology, oncology and infectious diseases.

Upcoming Milestones

- In the second quarter of 2024, the Company expects to:
 - VTP-300 (HBV): Present interim data from HBV003, our Phase 2b trial evaluating additional dosing of VTP-300 and timing of PD-1 inhibition, in participants with chronic hepatitis B (CHB) on nucleos(t)ide analogue (NUC) therapy at the EASL Congress in June.
 - VTP-300 (HBV): Announce interim data from the Phase 2a AB-729-202 clinical trial evaluating the combination of VTP-300 and Arbutus' imdusiran, in participants with CHB on NUC therapy following presentation at the EASL Congress in June.
- In the third quarter of 2024, the Company expects to:
 - VTP-1000 (Celiac Disease): Dose the first patient in GLU001, a randomized, placebo-controlled Phase 1 trial with a controlled gluten challenge to evaluate the safety, tolerability, pharmacokinetics and pharmacodynamics of VTP-1000 in adults with celiac disease. This timing update is based on the latest feasibility and expected site set-up timelines.

First Quarter 2024 Financial Highlights

- **Cash position:** As of March 31, 2024, cash, cash equivalents and restricted cash was \$130.0 million, compared to \$142.1 million as of December 31, 2023. The cash used in operating activities was \$11.8 million in the first quarter of 2024, primarily resulting from development of our pipeline and ongoing clinical trials. Based on current research and development plans, the Company expects its cash runway to fund its operating expenses and capital expenditure requirements into the fourth quarter of 2025.
- **Revenue:** Revenue was nil in the first quarter of 2024 compared to \$0.5 million in the first quarter of 2023 and was due to no commercial sales of Vaxzevria® by AstraZeneca in 2024.
- **Research and development expenses:** Research and development expenses were \$11.1 million in the first quarter of 2024 compared to \$9.8 million in the first quarter of 2023, with the increase mainly attributable to hiring of personnel and increased costs related to the advancement of our programs. The quarter-on-quarter R&D expense per program is outlined in the following table.

Year ended	Three months ended March 31, 2024	Three months ended March 31, 2023	Change
	\$000	\$000	\$000
Direct research and development expenses by program:			
VTP-200 HPV	\$ 1,253	\$ 1,338	\$ (85)
VTP-300 HBV	1,913	2,118	(205)
VTP-500 MERS ¹	172	—	172
VTP-600 NSCLC ²	164	275	(111)
VTP-850 Prostate cancer	178	215	(37)
VTP-1000 Celiac	1,374	1,572	(198)
Other and earlier stage programs ³	784	280	504
Total direct research and development expenses	\$ 5,838	\$ 5,798	\$ 40
Indirect research and development expenses:			
Personnel-related (including share-based compensation)	4,335	3,601	734
Facility related	390	371	19
Other indirect costs	562	44	518
Total indirect research and development expenses	5,287	4,016	1,271
Total research and development expense	\$ 11,125	\$ 9,814	\$ 1,311

¹ The development of VTP-500 is funded pursuant to an agreement with the Coalition for Epidemic Preparedness Innovations (CEPI).

² The VTP-600 NSCLC Phase 1/2a trial is sponsored by Cancer Research UK.

³ Research and development expenses related to VTP-1100 HPV Cancer were previously included with VTP-1000 Celiac but are now included in 'Other and earlier stage programs' because we are focusing resources on other clinical programs and deferring the IND application for VTP-1100 in HPV cancer.

- **General and administrative expenses:** General and administrative expenses were \$6.0 million in the first quarter of 2024, compared to \$12.1 million in the first quarter of 2023. The decrease of \$6.1 million relates primarily to a gain of \$1.2 million on foreign exchange for the first quarter of 2024, compared to a loss of \$3.5 million for the first quarter of 2023, a decrease in personnel expenses, including share-based payment charges of \$0.8 million, primarily due to a reduction in non-cash share-based payment charges, and a decrease in insurance costs of \$0.9 million due to a reduction in insurance premiums.
- **Net loss:** For the first quarter of 2024, the Company generated a net loss attributable to its shareholders of \$15.5 million, or \$(0.40) per share on both basic and fully diluted bases, compared to a net loss attributable to its shareholders of \$18.2 million, or \$(0.48) per share on both basic and fully diluted bases in the first quarter of 2023.

About Barinthus Bio

Barinthus Bio is a clinical-stage biopharmaceutical company developing novel T cell immunotherapeutic candidates designed to guide the immune system to overcome chronic infectious diseases, autoimmunity and cancer. Helping people living with serious diseases and their families is the guiding principle at the heart of Barinthus Bio. With a broad pipeline, built around three proprietary platform technologies: ChAdOx, MVA and SNAP, Barinthus Bio is advancing a pipeline of five product candidates across a diverse range of therapeutic areas, including: VTP-300, an immunotherapeutic candidate designed as a potential component of a functional cure for chronic HBV infection; VTP-200, a non-surgical product candidate for persistent high-risk human papillomavirus (HPV); VTP-1000, an autoimmune candidate designed to utilize the SNAP-Tolerance Immunotherapy (TI) platform to treat patients with celiac disease; and VTP-850, a second-generation immunotherapeutic candidate designed to treat recurrent prostate cancer. Barinthus Bio's proven scientific expertise, diverse portfolio and focus on pipeline development uniquely positions the company to navigate towards delivering treatments for people with infectious diseases, autoimmunity and cancers that have a significant impact on their everyday lives. For more information, visit www.barinthusbio.com.

Forward Looking Statements

This press release contains forward-looking statements regarding Barinthus Bio within the meaning of the Private Securities Litigation Reform Act of 1995, as amended, which can generally be identified as such by use of the words "may," "will," "plan," "forward," "encouraging," "believe," "potential," "expect", and similar expressions, although not all forward-looking statements contain these identifying words. These forward-looking statements include, without limitation, express or implied statements regarding our future expectations, plans and prospects, including our product development activities and clinical trials, including timing for readouts of any preliminary, interim or final data for any of our programs, the timing for initiation of any clinical trials, including dosing of the first patient in GLU001 for VTP-1000, our anticipated regulatory filings and approvals, our preliminary estimated cash and cash equivalents, our cash runway, and our ability to develop and advance our current and future product candidates and programs. Any forward-looking statements in this press release are based on our management's current expectations and beliefs and are subject to numerous risks, uncertainties and important factors that may cause actual events or results to differ materially from those expressed or implied by any forward-looking statements contained in this press release, including, without limitation, risks and uncertainties related to the success, cost and timing of our pipeline development activities and planned and ongoing clinical trials, including the risk that the timing for preliminary, interim or final data or initiation of our clinical trials may be delayed, our ability to execute on our strategy, regulatory developments, our ability to fund our operations and access capital, our cash runway, including the risk that our estimate of our cash runway may be incorrect, global economic uncertainty, including disruptions in the banking industry, the conflict in Ukraine, the conflict in Israel and Gaza, and other risks identified in our filings with the Securities and Exchange Commission (the "SEC"), including our Annual Report on Form 10-K for the year ended December 31, 2023, our Quarterly Reports on Form 10-Q and Current Reports on Form 8-K. We caution you not to place undue reliance on any forward-looking statements, which speak only as of the date they are made. We expressly disclaim any obligation to publicly update or revise any such statements to reflect any change in expectations or in events, conditions or circumstances on which any such statements may be based, or that may affect the likelihood that actual results will differ from those set forth in the forward-looking statements.

BARINTHUS BIOTHERAPEUTICS PLC
CONSOLIDATED BALANCE SHEETS
(IN THOUSANDS, EXCEPT NUMBER OF SHARES AND PER SHARE AMOUNTS)
(UNAUDITED)

	March 31, 2024	December 31, 2023
ASSETS		
Cash, cash equivalents and restricted cash	\$ 129,971	\$ 142,090
Research and development incentives receivable	5,196	4,908
Prepaid expenses and other current assets	7,964	9,907
Total current assets	143,131	156,905
Goodwill	12,209	12,209
Property and equipment, net	11,532	11,821
Intangible assets, net	24,317	25,108
Right of use assets, net	7,408	7,581
Other assets	885	882
Total assets	\$ 199,482	\$ 214,506
LIABILITIES AND STOCKHOLDERS' EQUITY		
Current liabilities:		
Accounts payable	1,162	1,601
Accrued expenses and other current liabilities	8,330	9,212
Deferred income	1,434	—
Operating lease liability - current	1,909	1,785
Total current liabilities	12,835	12,598
Non-Current liabilities:		
Operating lease liability - non-current	10,897	11,191
Contingent consideration	1,867	1,823
Other non-current liabilities	1,330	1,325
Deferred tax liability, net	537	574
Total liabilities	\$ 27,466	\$ 27,511
Commitments and contingencies (Note 15)		
Stockholders' equity:		
Ordinary shares, £0.000025 nominal value; 38,952,956 shares authorized, issued and outstanding (December 31, 2023: authorized, issued and outstanding:38,643,540)	1	1
Deferred A shares, £1 nominal value; 63,443 shares authorized, issued and outstanding (December 31, 2023: authorized, issued and outstanding:63,443)	86	86
Additional paid-in capital	388,720	386,602
Accumulated deficit	(192,079)	(176,590)
Accumulated other comprehensive loss – foreign currency translation adjustments	(24,895)	(23,315)
Total stockholders' equity attributable to Barinthus Biotherapeutics plc shareholders	171,833	186,784
Noncontrolling interest	183	211
Total stockholders' equity	\$ 172,016	\$ 186,995
Total liabilities and stockholders' equity	\$ 199,482	\$ 214,506

BARINTHUS BIOTHERAPEUTICS PLC
CONSOLIDATED STATEMENTS OF OPERATIONS AND COMPREHENSIVE LOSS
(IN THOUSANDS, EXCEPT NUMBER OF SHARES AND PER SHARE AMOUNTS)
(UNAUDITED)

	Three months ended	
	March 31, 2024	March 31, 2023
License revenue ¹	\$ —	\$ 468
Total revenue	—	468
Operating expenses		
Research and development	11,125	9,814
General and administrative	5,994	12,138
Total operating expenses	17,119	21,952
Other operating income	205	—
Loss from operations	(16,914)	(21,484)
Other income/(expense):		
Interest income	775	1,588
Interest expense	(12)	—
Research and development incentives	594	1,157
Total other income, net	1,357	2,745
Loss before income tax	(15,557)	(18,739)
Tax benefit	37	516
Net loss	(15,520)	(18,223)
Net loss attributable to noncontrolling interest	31	43
Net loss attributable to Barinthus Biotherapeutics plc shareholders	(15,489)	(18,180)
Weighted-average ordinary shares outstanding, basic	38,773,482	38,013,399
Weighted-average ordinary shares outstanding, diluted	38,773,482	38,013,399
Net loss per share attributable to ordinary shareholders, basic	\$ (0.40)	\$ (0.48)
Net loss per share attributable to ordinary shareholders, diluted	\$ (0.40)	\$ (0.48)
Net loss	\$ (15,520)	\$ (18,223)
Other comprehensive (loss)/gain – foreign currency translation adjustments	(1,577)	4,580
Comprehensive loss	(17,097)	(13,643)
Comprehensive loss attributable to noncontrolling interest	28	37
Comprehensive loss attributable to Barinthus Biotherapeutics plc shareholders	\$ (17,069)	\$ (13,606)

¹ Includes license revenue from related parties for the three months ended March 31, 2024 of nil (March 31, 2023: \$0.5 million).

IR contacts:

Christopher M. Calabrese
Managing Director
LifeSci Advisors
+1 917-680-5608
ccalabrese@lifesciadvisors.com

Kevin Gardner
Managing Director
LifeSci Advisors
+1 617-283-2856
kgardner@lifesciadvisors.com

Media contact:

Audra Friis
Sam Brown, Inc.
+1 917-519-9577
audrafriis@sambrown.com

Company contact:

Jonothan Blackburn
IR & PR Manager
Barinthus Bio
jr@barinthusbio.com

Barinthus Biotherapeutics Corporate Presentation

Guiding the Immune System to Cure Disease

May, 2024

NASDAQ: BRNS



Disclosure

This presentation includes express and implied "forward-looking statements," including forward-looking statements within the meaning of the Private Securities Litigation Reform Act of 1995. Forward looking statements include all statements that are not historical facts, and in some cases, can be identified by terms such as "may," "will," "could," "should," "expect," "intend," "plan," "anticipate," "believe," "estimate," "potential," "ongoing," or the negative of these terms, or other comparable terminology intended to identify statements about the future. Forward-looking statements contained in this presentation include, but are not limited to, statements regarding: our product development activities and clinical trials, including timing for readouts of any interim data for any of our programs and initiation of clinical trials, our regulatory filings and approvals, our estimated cash runway and cash burn, our ability to develop and advance our current and future product candidates and programs, our ability to establish and maintain collaborations or strategic relationships or obtain additional funding, the rate and degree of market acceptance and clinical utility of our product candidates, and the ability and willingness of our third-party collaborators to continue research and development activities relating to our product candidates. By their nature, these statements are subject to numerous risks and uncertainties, including factors beyond our control, that could cause actual results, performance or achievement to differ materially and adversely from those anticipated or implied in the statements. Such risks and uncertainties, include, without limitation, risks and uncertainties related to: preclinical and clinical studies, the success, cost and timing of our product development activities and planned and ongoing preclinical studies and clinical trials, whether results from preclinical studies and clinical trials will be predictive of the results of future trials, our ability to execute on our strategy, regulatory developments, our ability to fund our operations, global economic uncertainty, including disruptions in the banking industry, and the impact that the COVID-19 pandemic may have on our clinical trials, preclinical studies and access to capital, and other risks, uncertainties and other factors identified in our filings with the Securities and Exchange Commission (the "SEC"), including our Annual Report on Form 10-K for the year ended December 31, 2023, our Quarterly Report on Form 10-Q for the most recently ended fiscal quarter and subsequent filings with the SEC. You should not rely upon forward-looking statements as predictions of future events. Although our management believes that the expectations reflected in our statements are reasonable, we cannot guarantee that the future results, performance or events and circumstances described in the forward-looking statements will be achieved or occur and actual results may vary. Recipients are cautioned not to place undue reliance on these forward-looking statements, which speak only as of the date such statements are made and should not be construed as statements of fact. Except as required by law, we do not assume any intent to update any forward-looking statements after the date on which the statement is made, whether as a result of new information, future events or circumstances or otherwise.

Certain information contained in this presentation and statements made orally during this presentation relate to or are based on studies, publications, surveys and other data obtained from third-party sources and our own internal estimates and research. While we believe these third-party studies, publications, surveys and other data to be reliable as of the date of this presentation, it has not independently verified, and makes no representations as to the adequacy, fairness, accuracy or completeness of, any information obtained from third-party sources. In addition, no independent source has evaluated the reasonableness or accuracy of our internal estimates and research and no reliance should be made on any information or statements made in this presentation relating to or based on such internal estimates and research.

Company Overview

Guiding the immune system to cure disease

Diversified pipeline with anticipated near-term clinical milestones

- ▶ 4 programs across infectious diseases, autoimmunity and cancer, with an additional 3 partnered programs.
- ▶ 2 Phase 2 HBV readouts expected in Q2 2024¹.

Validated platforms accumulating clinical data

- ▶ Proprietary platforms (ChAdOx, MVA, SNAP) designed to drive focused immune responses.
- ▶ Clinical data generated across multiple indications (HBV infection, HPV infection, prostate cancer).

Strong Cash Position

- ▶ Cash of \$130 million².
- ▶ Outstanding ordinary shares: 39.0 million.
- ▶ Estimated cash runway into Q4 2025³.
- ▶ No debt or outstanding warrants.

¹ Based on management's current estimates on expected clinical data milestones.

² Including cash, cash equivalents and restricted cash as of March 31, 2024, as reported on Form 10-Q on May 13, 2024.

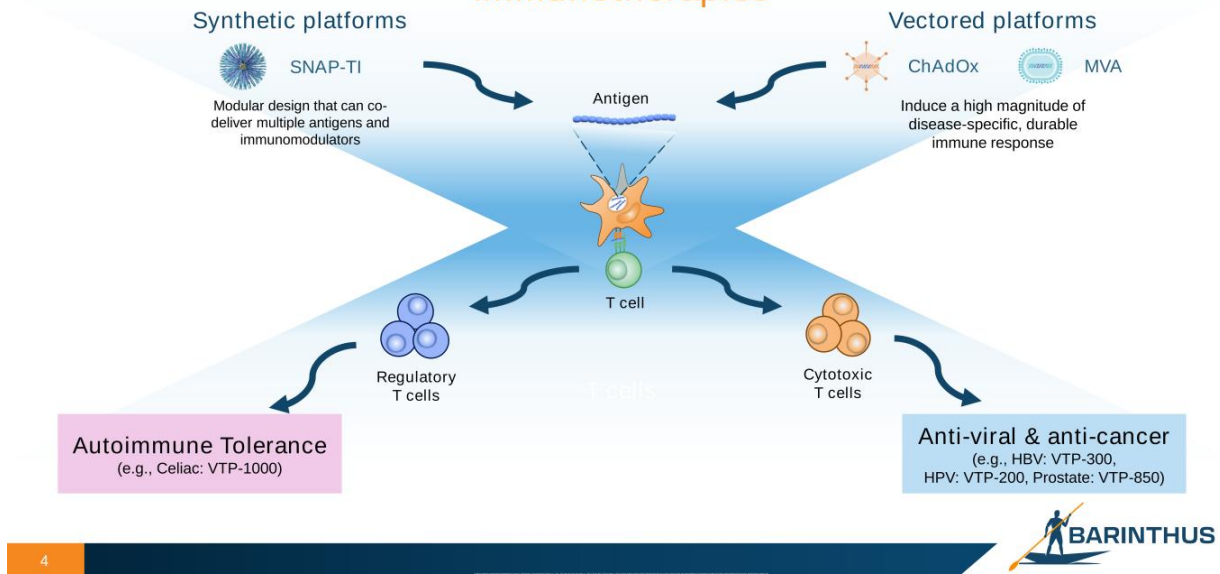
³ Based on management's current estimate of status and strategy. Any changes could be material.

Our Mission

Advancing the next generation of immunotherapies that lead T cells to gain control over disease and improve patients' lives.

Our Approach

Antigen-Specific Immunotherapies



Diverse Pipeline With Anticipated Near-Term Clinical Milestones

Harnessing the Power of Antigen-Specific Immunotherapies to Treat Infectious Diseases, Autoimmunity and Cancer

Program	Product Candidate*	Therapeutic For	Preclinical	Phase 1	Phase 2	Phase 3	Status/Anticipated Upcoming Milestones
Infectious Disease Programs	VTP-300 ◆ ✓	Chronic Hepatitis B Virus (HBV) infection	[Progress bar: Preclinical, Phase 1, Phase 2]				Phase 2b & Phase 2a interim analysis (Q2 2024)
	VTP-200 ▶ ✓	Persistent Human Papillomavirus (HPV) infection	[Progress bar: Preclinical, Phase 1, Phase 2]				Phase 1b/2 complete, analysis ongoing
Autoimmune Programs	VTP-1000	Celiac disease	[Progress bar: Preclinical]				Phase 1 initiation (Q3 2024)
Cancer Programs	VTP-800/850 ✓	Prostate cancer	[Progress bar: Preclinical, Phase 1, Phase 2]				Phase 1/2 futility data (2025)

◆ Data supporting proof-of-concept announced ▶ Near-term proof-of-concept readout ✓ Existing human clinical data ChAdOx + MVA SNAP-TI

*Barinthus Bio has worldwide rights for all product candidates. These are estimated timelines only and our pipeline may be subject to change.



VTP-300

Hepatitis B Virus (HBV) Therapeutic

Guiding the immune system to cure disease



HBV Chronic Infection Represents a Large Market Opportunity for VTP-300

There is an urgent need to develop effective therapeutic strategies to cure chronic HBV infection.

 **~254M** Patients are chronically infected with HBV.¹

 **1.2M** New HBV infections per year.¹

 **~ 13%** Patients are Diagnosed.¹

Limitations of Current Treatments

- Existing therapies typically require chronic treatment.
- NUCs are slow-acting with low cure efficacy.²
- Pegylated interferon has significant side effects.³
- Less than 10% of patients achieve a functional cure with existing therapies.⁴




HBV: hepatitis B virus; NUCs: Nucleos(t)ide analogs.
¹ WHO, Global hepatitis report, 2024 ² Broquetas T and Carrion JA, Hepat Med. 2002;14:87-100. ³ Van Zonneveld M, et al, Aliment Pharmacol Ther. 2005;21(9):1163-71.
⁴ Boyd A, et al, Viruses. 2021 Jul 11;13(7): 1341



VTP-300 Could be a Critical Component to a Functional Cure Regimen for HBV

VTP-300 is an antigen-specific investigational immunotherapy that could be a critical component to enhancing rates of a functional cure. A functional cure will likely require a combination of agents with complementary mechanisms of action.

Three potential components to a functional cure

 <p>Inhibit viral replication</p>	 <p>Directly lower viral antigen Hepatitis B surface antigen burden (HBsAg)</p>	 <p>Stimulate host immune system response</p>
<p>NUCs Capsid & Entry Inhibitors (Investigational)</p>	<p>RNAi Oligonucleotide Monoclonal antibodies (mAbs)</p>	<p>Antigen-specific immunotherapies (VTP-300) PD-1 Inhibitors Immunostimulants (TLR agonists)</p>

VTP-300 is being evaluated in combination with other therapies as a critical component of a functional cure.

VTP-300 is designed to engage the host immune system and has been shown to induce sustained HBsAg reduction in an ongoing Phase 2b study.¹

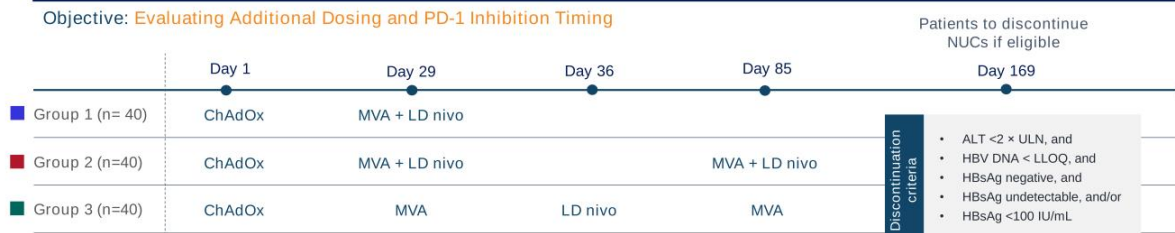
¹ Based on preliminary data.



HBV003 – Phase 2b Study – Currently Enrolling Patients

VTP-300 + Low-Dose (LD) nivolumab (N=120) - Initiated in Q4 2022

Objective: **Evaluating Additional Dosing and PD-1 Inhibition Timing**



Inclusion Criteria

- HBV DNA ≤1,000 IU/mL.
- HBsAg ≤200 IU/mL.
- On NUCs for ≥6 months.

Primary Endpoint

- % participants with a greater than 1 log HBsAg reduction at 6 months after initiation of therapy.

Secondary Endpoints

- Safety: incidence of AEs and SAEs.
- T cell response.

HBV003 results will inform treatment dosing regimen

Group 1: Mirrors Group 3 in HBV002 to further support response effect observed.

Group 2: Assesses if additional dose of MVA-HBV with LD nivolumab at Day 85 further reduces HBsAg.

Group 3: Assesses if delaying LD nivolumab until after MVA-HBV is more optimal (plus adds option of 2nd MVA-HBV dose).

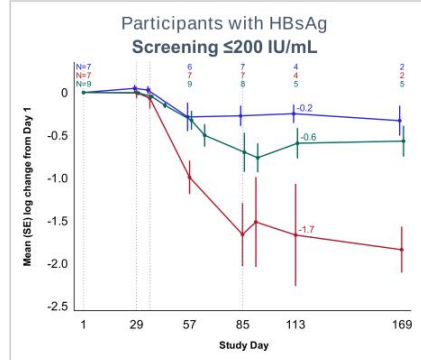
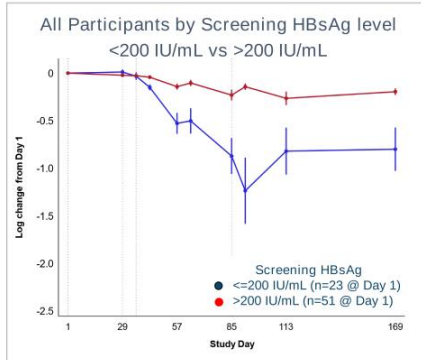
Study Reference: NCT05343481
ALT: Alanine aminotransferase; LLOQ: lower limit of quantitation; ULN: upper limit of normal.

VTP-300 in Combination with Nivolumab Continues to Show Sustained HBsAg Reductions

VTP-300

HBV003 Phase 2b – Preliminary Data¹

- VTP-300 + nivolumab treatment led to HBsAg reductions in all treatment groups, which were **most prominent in patients with HBsAg levels ≤200 IU/mL** at screening.
- 7 of 9 (78%) participants who reached Day 169 with screening HBsAg below 200 IU/mL were eligible to discontinue NUC therapy.
- 3 participants have discontinued NUC therapy, with 1 retaining undetectable HBsAg 16 weeks post-discontinuation.



Day 113: 4 weeks after last MVA dose
Day 169: NUC discontinuation data
*Participants with screening HBsAg <200 IU/mL account for ~30% of those currently on the study.

- Group 1
- Group 2
- Group 3

Next anticipated readout:
Interim data – Q2 2024

- 31% of patients with an HBsAg <200 IU/mL at Day 1 had >1 log HBsAg reductions vs 2% of patients with HBsAg levels >200 IU/mL at Day 1.
- At Day 113, 23% of patients had >0.5 log reductions and 9% of patients had >1 log reductions in HBsAg levels.

¹ Preliminary data presented as an oral presentation at AASLD, Q4 2023.

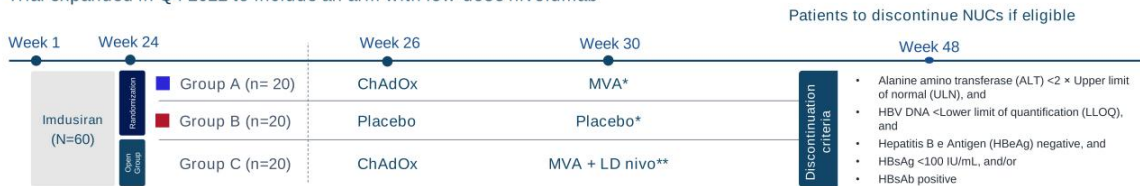
AB-729-202 – Phase 2a Clinical Collaboration with Arbutus: Study Design

VTP-300



Imdusiran (RNAi) + VTP-300 +/- low-dose nivolumab (N=60)

Trial expanded in Q4 2022 to include an arm with low-dose nivolumab



Inclusion Criteria

- HBV DNA ≤ 20 IU/mL.
- HBsAg ≥ 100 to $< 5,000$ IU/mL.
- On NUCs for at least 1 year.

LD: Low-dose
 * Additional MVA/Placebo to be dosed at Week 38, if patients have experienced a ≥ 0.5 log drop in HBsAg from Week 26 to Week 34.
 ** Additional MVA+nivo to be dosed at Week 38, if patients have HBsAg ≥ 10 IU/mL at Week 34.

Primary Endpoints

- Safety: incidence of AEs and SAEs.

Secondary Endpoints

- Change in HBsAg concentration from baseline.
- Proportion of participants with a change in HBsAg from baseline meeting response criteria (≥ 0.5 , 1, 2, or 3 log₁₀ reduction).
- Change in HBV DNA, RNA, core-related antigen, HBsAg antibody, HBsAg e-antibody from baseline.



Imdusiran and VTP-300 Demonstrated Meaningful and Sustained Declines in HBsAg Levels

VTP-300



AB-729-202 Phase 2a – Interim Data¹

Preliminary results:

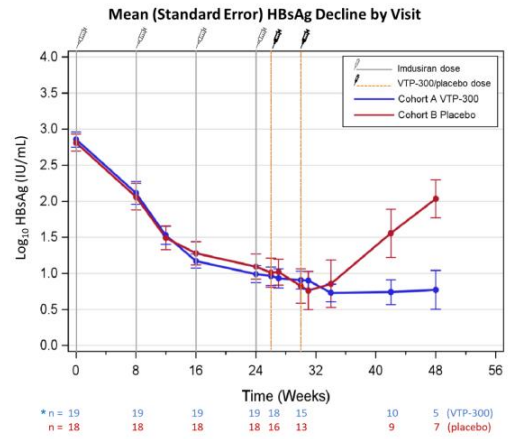
- Robust reductions of HBsAg were observed during the imdusiran treatment period, with 33/34 (97%) of subjects <100 IU/mL at the time of VTP-300/placebo administration.
- VTP-300 treatment appeared to contribute to maintaining low HBsAg levels in the early post-treatment period.
- All subjects who have reached Week 48 in Group A (n=5) were eligible to stop NUC therapy and remain off-treatment.**
- HBV-specific T cell IFN- γ production was enhanced in subjects receiving VTP-300 (n=4) vs placebo (n=3).

Next anticipated readout:

Interim data – Q2 2024

¹ Based on interim data analysis presented as a poster by Arbutus Biopharma at AASLD, Q4 2023.
² 3 subjects have not yet reached VTP-300 dosing period and are excluded from plot
^{**} As of data being presented at AASLD, Q4 2023.

Mean HBsAg Change from Baseline by Treatment Group



VTP-200

Human Papillomavirus (HPV) Therapeutic

Guiding the immune system to cure disease



Persistent HPV Infection Remains a Significant Public Health Problem¹

We are targeting persistent HPV infection – which can lead to precancerous lesions and cervical cancer¹
 HPV is the most common sexually transmitted viral infection in the world¹

<p>Cervical cancer was the 4th most common cancer in women globally in 2020. ² >95% of cervical cancer is caused by HPV.²</p>	<p>~291 million women worldwide are infected with HPV⁴ >3.6M diagnosed annually with persistent high-risk cervical HPV in US and across 5EU.⁶</p>	<p>Cervical cancer in the US³: ~4,000 deaths per year even with screening & treatment ~12,000 cases per year</p>	<p>Cervical cancer worldwide²: ~342,000 deaths per year ~604,000 cases per year</p>
--	---	---	--

VTP-200 aims to address high unmet need for patients with persistent HPV infection

- While HPV prophylactic vaccines are effective at preventing infection, there are low vaccination rates exist in many regions of the world and these vaccines do not eliminate existing infections.¹
- Standard of care is monitoring and excision once high-grade lesions develop.¹
- Currently no treatment before high-grade lesions develop.¹
- People with HPV infections report cancer-related fear, worry over lack of treatment and HPV being a 'ticking time bomb'.⁵

¹ WHO, HPV vaccines: WHO position paper, 2022 ³ Center for Disease Control
² WHO, Cervical Cancer ⁴ Lancet Infect Dis. 2007 Jul;7(7):453-9. doi: 10.1016/S1473-3099(07)70158-9 ⁵ Psychooncology. 2021 Jan; 30(1): 84–92. doi: 10.1002/pon.5540
⁶ Barinthus Bio, Data on File



APOLLO (HPV001) – Phase 1b/2 Study Design

Lead-in Phase: (N=9)

Objective: Evaluating VTP-200 immunogenicity and safety

Regions	EU
	UK
Group A (n=3)	ChAdOx 2 x 10 ⁸ vp MVA 1 x 10 ⁷ pfu
Group B (n=3)	ChAdOx 2 x 10 ⁹ vp MVA 1 x 10 ⁷ pfu
Group C (n=3)	ChAdOx 2 x 10 ¹⁰ vp MVA 1 x 10 ⁸ pfu

Main Phase: VTP-200 (N=99) – Complete

Objective: Evaluating safety data, efficacy data, immunogenicity, dose-response

Group	Day 1	Day 29
	1 (n=16)	ChAdOx 2 x 10 ⁹ vp
2 (n=16)	ChAdOx 2 x 10 ¹⁰ vp	MVA 1 x 10 ⁷ pfu
3 (n=8)	ChAdOx 2 x 10 ⁸ vp	MVA 1 x 10 ⁸ pfu
4 (n=8)	ChAdOx 2 x 10 ⁹ vp	MVA 1 x 10 ⁸ pfu
5 (n=16)	ChAdOx 2 x 10 ¹⁰ vp	MVA 1 x 10 ⁸ pfu
6 (n=32)	Placebo	Placebo

60 of the main phase participants will be part of an immunogenicity sub-study

Inclusion Criteria

- High risk HPV positive for >6 months and low-grade cervical lesions.

AE: adverse events, SAE: serious adverse events.
*All groups open simultaneously
Study Reference: NCT04607850

Primary Endpoint

- Safety: incidence of AEs and SAEs.

Secondary Endpoints

- Efficacy.
- Dose determination for further studies.

Study Outputs

- Efficacy Data: % clearance of high-risk HPV and cervical lesions evaluated at 12 months.



APOLLO Trial Primary Endpoint Met - Analysis Ongoing

APOLLO (HPV001):
Phase 1b/2 Topline Final Data

- Primary endpoint met: VTP-200 was generally well-tolerated and administered with no treatment-related grade 3 or higher unsolicited AEs and no treatment-related SAEs.
- In groups receiving the highest dose of ChAdOx:
 - Highest high-risk (hr)HPV clearance rate observed in Group 2.
 - Highest cervical lesion clearance rate observed in Groups 2 and 5.
 - Pooled data from the five active dose groups showed no significant improvement in hrHPV clearance or cervical lesion clearance rates in comparison to the placebo group.

		Month 12 hrHPV clearance	Month 12 Cervical lesion clearance*
Group	1	12%	40%
	2	60%	67%
	3	11%	20%
	4	33%	33%
	5	36%	67%
	Placebo	33%	39%

Next anticipated readout:
Complete Analysis - Ongoing

AE: adverse events, SAE: serious adverse events.
*in participants with both reported lesions at screening and visualization of the cervical transformation zone at 12 months (n=57).



VTP-1000

Immune Tolerance Program

Guiding the immune system to cure disease



Celiac Disease is a Serious Autoimmune Disease with No Effective Treatment Except Strict Gluten-Free Diet

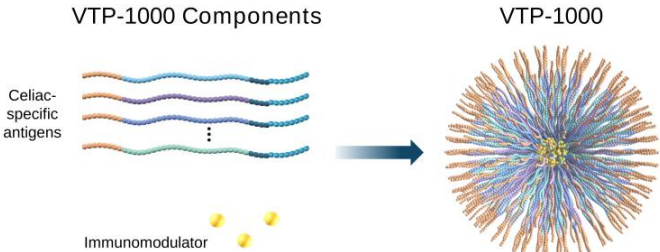
VTP-1000 aims to restore immune balance in a precise, celiac-specific manner.

- Celiac disease is a chronic autoimmune disorder triggered by gluten protein that damages the small intestine and can cause long-lasting digestive problems.

VTP-1000 is designed to balance the immune response: inducing gluten-specific Tregs and reducing gluten-specific Teff cell response.

- VTP-1000 aims to induce tolerance to gluten protein and allow people with celiac disease to consume a normal diet without having to avoid gluten.

0	Current approved treatments.
~1%	of people in Western countries have Celiac Disease. ¹
~17%	Of patients are correctly diagnosed, which is rising with awareness. ^{2,3}

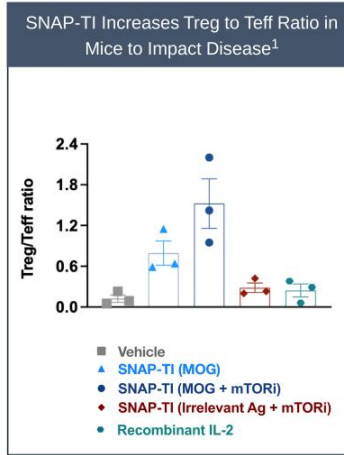
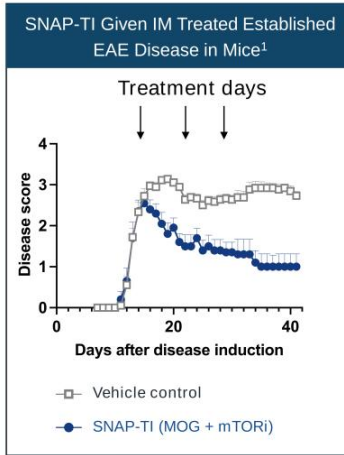


¹ Al-Toma, A., et al. (2019) United European Gastroenterol J, 7(5), 583-613. ³ European Journal of Ped; 2021, 180: 1941-1946.

² Clinical Gastroenterology and Hepatology 2018; 16:823-36.

SNAP-Tolerance Immunotherapy (TI) Platform

Pre-Clinical Results: Inducing antigen-specific tolerance to address autoimmune diseases



SNAP-TI: Mode of Action

Immunomodulator and antigens co-delivered by IM injection in self-assembled SNAP-TI designed to achieve a favorable antigen-specific Treg to Teff ratio.

¹ Unpublished preclinical data, Barinthus Bio, Data on File.

MOG: myelin oligodendrocyte glycoprotein
mTORi: mechanist target of rapamycin

GLU001 – First-in-Human Phase 1 Study Design

Objective: Evaluating safety and tolerability of single and multiple doses of VTP-1000

Part A – Single Ascending Dose (N=18)



Part B – Multiple Ascending Dose (N=24)



- Sequential dosing levels: 7-day gap from first 2 participants at each level to allow safety review before escalation to next dosing level.

Dose Levels	VTP-1000 (Part A/B)	Placebo
1	N=4/6	N=2
2	N=4/6	N=2
3	N=4/6	N=2

Inclusion Criteria

- Diagnosis of celiac disease.
- Well-controlled, gluten restricted diet ≥12 months.

Primary Endpoint

- Safety: incidence of AEs and SAEs.
- Changes from baseline in anti-tissue transglutaminase immunoglobulin A antibodies.

Secondary Endpoints

- Pharmacokinetic parameters.

Next anticipated milestone:
 First Patient, First Dose: Q3 2024

Study Reference: NCT06310291



VTP-850

Prostate Cancer Immunotherapeutic

Guiding the immune system to cure disease



Prostate Cancer Remains a Health Priority with High Diagnosis and Recurrence Rates

VTP-850 is a next generation ChAdOx-MVA multi-antigen product candidate designed to induce disease-relevant cytotoxic T cells and prevent advancement to metastatic disease.

Prostate cancer is the 4th most common cancer diagnosis in the world. ¹	Prostate cancer worldwide ³ :	
1 in 8 men will be diagnosed with prostate cancer in their lifetime. ²	~1.4M	new cases diagnosed.
20-40% of patients with non-metastatic prostate cancer experience biochemical recurrence after local therapy (e.g., prostatectomy).	~375K	deaths per year.

VTP-850 is a novel immunotherapy candidate aiming to prevent advanced disease.

- Biochemical recurrence is indicated by rising PSA levels with no evidence of disease on conventional imaging, meaning the disease was not cured by local therapy.⁴
- Treatment options for patients with biochemical recurrence include systemic therapies such as hormonal or chemotherapy, resulting in toxicity and side effects.

¹ WHO, 2022. ² American Cancer Society, 2023. ³ World Cancer Research Fund International, 2020. ⁴ Simon Ni, et al. Am Soc Clin Oncol Educ Book, 2022. PSA: Prostate Specific Antigen. Study Reference: NCT05617040



VTP-800 First-Generation Single-Antigen Immunotherapy Showed Meaningful Reduction in PSA

Phase 2a ADVANCE: VTP-800 + Anti-PD-1 in mCRPC

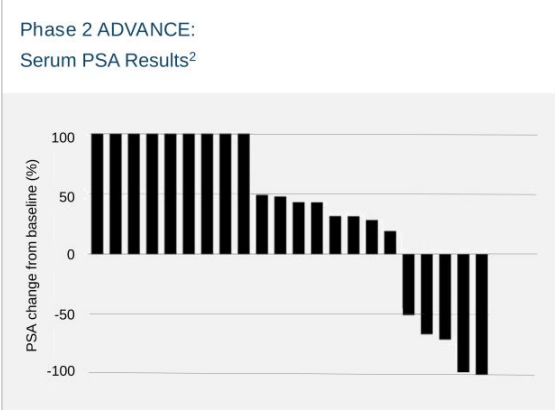
Study in metastatic castration-resistant prostate cancer (mCRPC) patients using ChAdOx-MVA plus nivolumab

VTP-800 antigen: 5T4

Target patient population: 23 mCRPC patients enrolled.

Efficacy data readouts:

- >50% reduction in PSA compared to baseline was seen in 22% of patients (5/23).
- Historical comparator with a PSA response to anti-PD-1 alone is ~9%.¹
- 3 patients with PSA response also had measurable tumors and achieved clinical responses.



mCRPC: metastatic castration-resistant prostate cancer; PSA: prostate-specific antigen.
¹ Antonarakis, E. et al. Journal of Clinical Oncology 2020
² Data courtesy of Prostate Cancer Vaccine Group, Jenner Institute, UO. mCRPC: Metastatic Castrate Resistant Prostate Cancer



PCA001 – Phase 1/2 Study of VTP-850 Design

Ongoing Phase 1/2 study for Multi-Antigen VTP-850, a Next-Generation Candidate, Futility Data Expected 2025

Phase 1: Lead-in Phase			Phase 2: Main Phase	
VTP-850 (N=15-18)			VTP-850 (N=125)	
Objective: Dose finding for Phase 2, evaluation of safety and immunogenicity.			Objective: Futility analysis, POC, durability of response rate.	
VTP-850 antigens:	Cohort 1 Low dose	(n=3-6) IM/IM	Stage 1 objective: Futility analysis based on PSA response. (n=25*) Dosing: IM + IM/V*	Stage 2** objective: Establish proof of concept based on overall PSA response and duration of response. (n=100) Dosing: IM + IM/V+
• 5T4	Cohort 2 Full dose	(n=6) IM/IM		
• PSA	Cohort 3 Full dose	(n=6) IM/V		
• PAP				
• STEAP				
Inclusion Criteria			Primary Endpoints	
<ul style="list-style-type: none"> Hormone sensitive prostate cancer. Biochemical recurrence after definitive local therapy. No metastases by standard radiography. 			<ul style="list-style-type: none"> Safety: incidence of AEs and SAEs. 	
			Secondary Endpoints	
			<ul style="list-style-type: none"> PSA response, durability of PSA response, duration of PSA response, metastasis-free survival, time to metastasis, time to start of androgen deprivation therapy. 	
<p>* Including 6 participants from Phase 1. ** If 4 or more of the 25 participants at the RP2R (including the Phase 1 participants who received the same dose regimen) have a PSA response, Stage 2 will be opened to enrolment of up to 100 additional participants. * Dosing dependent on outcome of Phase 1. Study Reference: NCT05617040</p>			<p>Next anticipated milestone: Futility data: 2025</p>	

Partnered Programs

Guiding the immune system to cure disease



Barinthus Bio's Partnered Pipeline

Program	Product Candidate	Partner	Preclinical	Phase 1	Phase 2	Phase 3	Marketed	Barinthus Bio Rights	Status/Anticipated Upcoming Milestones
Cancer Programs	VTP-600 ✔	NSCLC/Squamous Esophageal cancer therapeutic in combo. with checkpoint inhibitor + chemo 						Worldwide (76% of Sub.)	Phase 1/2a ongoing
Prophylactic Programs	VTP-500	MERS 						Worldwide	Initiation of Phase 2
	VTP-400 ✔	Zoster 						Worldwide (excl. China)	Phase 1 ongoing

✔ Existing human clinical data

ChAdOx

Company Highlights

Guiding the immune system to cure disease



Financial Overview and Catalysts

Guiding the immune system to cure disease

Current cash position

\$130 million¹ as of March 31, 2024.

No debt or outstanding warrants.

Estimated cash runway into Q4 2025³.

Expected near-term catalysts²

Q2 2024 ▶ VTP-300 (HBV): Phase 2b HBV003 and Phase 2a AB-729-202 interim analysis data





Q3 2024 ▶ VTP-1000 (Celiac): Phase 1 GLU001 FPFV

¹ Including cash, cash equivalents and restricted cash as of March 31, 2024, as reported on Form 10-Q on May 13, 2024.

² Based on management's current estimates on expected clinical data milestones.

³ Based on management's current estimate of status and strategy. Any changes could be material.

Investment Highlights

	Proprietary platforms (ChAdOx, MVA, SNAP) designed to drive powerful immune responses in therapeutic and prophylactic settings.		Pipeline of 4 programs in infectious diseases, autoimmunity and cancer
	Clinical data in HBV, HPV and prostate cancer.		Multiple anticipated near-term data readouts and clinical trial initiations from two Phase 2 trials and a Phase 1 trial.
	Expanding into autoimmunity with targeted immunotherapies in high unmet need areas with no current treatment, such as Celiac disease.		Established partnerships in 3 programs with leading institutions and biotech companies.

Guiding the Immune System to Cure Disease

Thank You



